

Studying QCD at low x and high mass with CMS

M. Murray^a (for the CMS* Collaboration)

^aUniversity of Kansas

The CMS heavy ion program can study quark matter over an unprecedented range of Bjorken x and mass. CMS is equipped with excellent detectors to exploit the new physics probes available at $\sqrt{s_{NN}} = 5.5\text{TeV}$. The high rate capability and wide rapidity coverage will allow us to study the correlations between low x and high mass phenomena.

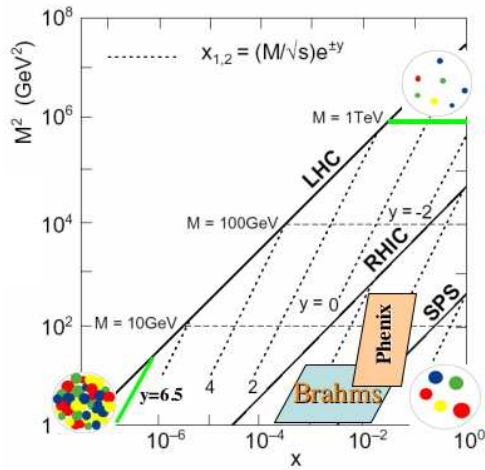


Figure 1. The kinematic reach LHC. CMS has acceptance (green lines) out to $\eta = 6.5$. The powerful trigger and high rate capability make very high mass objects accessible; with proper luminosity CMS will reconstruct jets with p_T in the TeV range.

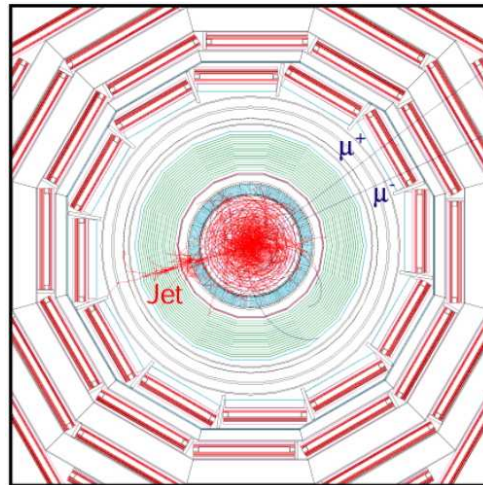


Figure 2. Reconstruction in CMS of a central PbPb event with a $Z^0 \rightarrow \mu^+\mu^-$ opposite a jet.

1. INTRODUCTION

The Large Hadron Collider (LHC) will collide Pb nuclei at energies 27 times larger than RHIC. It seems probable that this increase in energy will produce matter that is significantly different from the opaque ideal fluid discovered at RHIC [1]. The LHC

*For the full list of the CMS authors and acknowledgements, see Appendix ‘Collaboration’ of this volume.

experiments should reveal the long sought for weakly interacting quark gluon plasma; another manifestation of partonic matter, different from the strongly interacting QGP produced at RHIC. The increase in energy, coupled with the very wide angular range will allow CMS to probe the initial state of the nuclei down to very low Bjorken x . In this region, the gluons are expected to form a classical field, dubbed the ‘‘Color Glass Condensate’’ [2,3]. This state may represent the high energy limit of QCD.

Figure 1 shows the increase in phase space of the LHC compared to the RHIC and SPS accelerators. CMS can study heavy ion collisions to near the limits of this space. CMS also does an excellent job of reconstructing hard probes such as jets and Z^0 s in p+p, p+A and A+A collisions, see Fig. 2. Thus CMS can study QCD over a wide range of x and mass. CMS will provide differential measurements allowing for detailed quantitative tests of theory including:

- The study of fundamental QCD processes and parton densities over the widest available x range. This study will begin with the calibrated region at midrapidity and move to uncharted territory at forward angles to search for novel features of the initial partonic state such as the Color Glass Condensate.
- Flavor tagged jets over a wide p_T range since their correlations and properties will be decisive in testing our understanding of parton energy loss process.
- Formation and decay of heavy quarkonia, sensitive to the specific properties of the medium.
- Day One measurements of the statistical and thermal properties of the created matter including energy and particle flow and equilibration.

2. THE CMS DETECTOR

Figure 3 shows the central detectors of CMS [4]. These are designed to disentangle up to 40 p+p collisions of $\sqrt{s} = 14$ TeV (7+7), each in a single bunch crossing. The inner (pixel) and outer (strip) trackers as well as the electromagnetic and hadronic calorimeters are all inside the 4 T magnetic field. This allows for excellent momentum resolution. The return flux of the magnet is exploited to deflect the muons into an ‘‘S’’ shape to allow an independent momentum measurement.

The innermost tracker is composed of 3 barrels and 2 endcaps of pixels. The 3 barrels cover $|\eta| \leq 2.1$ and are made of more than 9.6, 16 and 22.4 million pixels respectively. For central Pb+Pb collisions the pixel occupancy is not expected to exceed 2% at the innermost radius of 4 cm. The position resolution of high p_T tracks is 15-20 μm . The inner silicon strip tracker counter consists of 4 cylindrical layers in the barrel and 3 disks in each endcap. The first two layers in both the barrel and endcap are double sided while the rest are single sided. The outer tracker consists of 6 layers in the barrel and 9 in the endcap. Again the first two layers in both regions are double sided. In addition layer 5 of the endcap is also double sided. At the nominal field of 4 T, particles with $p_T < 800$ MeV curl up in the tracker. Above $p_T = 1$ GeV we expect to reconstruct 80 – 90% of the tracks in central Pb+Pb events, almost independent of p_T . For $|\eta| < 0.7$ $\sigma(p_T) < 2\%$.

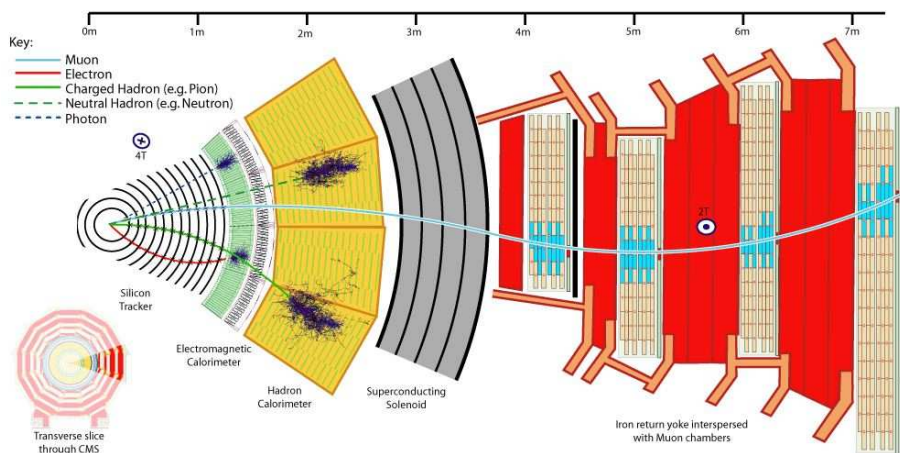


Figure 3. The central CMS detectors. The strengths of the experiment are in high resolution tracking, fine grained electromagnetic calorimetry, 4 T magnetic field and very high momentum resolution for muons.

The electromagnetic calorimeter is made of 83000 crystals of PbWO_4 scintillator each 25.8 radiation lengths deep. The barrel covers $|\eta| < 1.5$ with $\Delta\eta \times \Delta\phi = 0.0175 \times 0.0175$. The granularity gradually coarsens in the endcaps, reaching $\Delta\eta \times \Delta\phi = 0.05 \times 0.05$ at $|\eta| = 3.0$. The endcap also has a silicon preshower detector in front of it. The hadron calorimeter ($|\eta| \leq 3.0$) is made of scintillator and copper plates and is about 5.2 nuclear interaction lengths deep at $\eta = 0$. A pair of forward calorimeters HF, ± 11 meters from the interaction point, cover $3 \leq |\eta| \leq 5$. HF uses steel as an absorber and Čerenkov fibers as the active medium. The calorimeter has depth of 9.5 interaction lengths with a front electromagnetic section 15 radiation lengths deep.

The muon system uses the inner detectors as a shield to absorb hadrons, photons and electrons. Additional shielding comes from the iron yoke plates that provide the flux return for the magnet. This returning magnetic flux bends the muons in the opposite direction to what they had in the inner detector. Four tracking stations are arranged in rings in the barrel and as disks in the endcaps. They are shown in orange in Figs. 2 and 3. The muon system can reconstruct Υ , Υ' Υ'' in Pb+Pb collisions with a mass resolution of about 50 MeV as shown in Fig. 4.

Figure 5 shows the forward detectors. These can make an almost complete measurements of the flow of charged particles and energy into the forward region. CASTOR ($5 \leq \eta \leq 7$) [5] and the ZDC ($\eta \geq 8.7$) are two Čerenkov tungsten calorimeters while T1 and T2 are multiplicity counters. T2 should be useful for heavy ion running since it is a GEM detector with high granularity and analog readout [6].

A particular strength of CMS is the flexibility of its trigger/data acquisition system, designed to handle 14 TeV p+p collisions at a luminosity $L = 10^{34} \text{cm}^{-2} \text{s}^{-1}$. CMS uses commodity network switches to combine data from its subdetectors and large farms of commodity processors to select physics events. This design allows the elimination of the traditional “Level-2” trigger that requires custom processors and inflexible software. By concentrating the event selection tasks in a relatively simple “Level-1” followed by a pow-

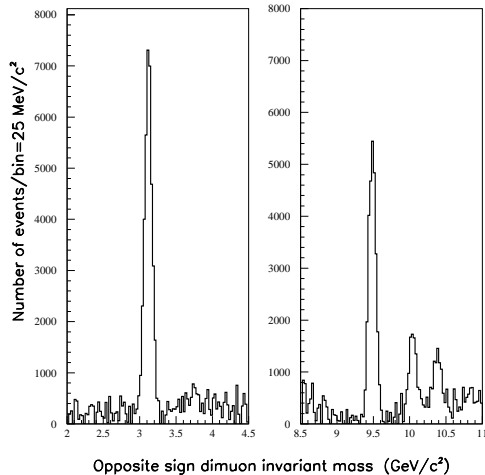


Figure 4. Quarkonia yields as a function of the muon invariant mass. The like-sign background has been subtracted.

erful “High Level Trigger”, the experiment achieves an unprecedented level of flexibility and selection control. The multiplicity per event is much higher for Pb+Pb runs but the luminosity is much lower $L = 10^{27} \text{ cm}^{-2} \text{ s}^{-1}$. Thus the high level trigger should be able to reconstruct almost all heavy ion events in real time.

The CMS heavy ion program thus has unique capabilities for heavy ion physics. Excellent tracking and calorimetry are located within a strong magnetic field for precise momentum measurements. The muon system gives an unprecedented mass resolution for quarkonia and Z^0 s. The fast and flexible trigger helps optimize the available luminosity. The very wide rapidity coverage is essential to study the initial Color Glass Condensate while hard probes such as Υ and jets should peer deep into the quark gluon plasma.

REFERENCES

1. The four RHIC collaborations have each written “White Papers” discussing the evidence for the creation of a new state of matter see Nucl Phys A **757** 1-283 (2005).
2. L. McLerran and R. Venugopalan, Phys. Rev. **D49**, 2233(1994); Phys. Rev. **D59**, 094002 (1999); E. Iancu, A. Leonidov and L. D. McLerran, Nucl. Phys. A **692**, 583 (2001), and refs. therein.
3. I. Arsene *et al.*, (BRAHMS Collaboration), Phys. Rev. Lett. **93**, 242303 (2004).
4. The CMS public home page gives a summary of the detector capabilities <http://cmsinfo.cern.ch/Welcome.html/> References to Heavy Ion studies with CMS can be found at cmsdoc.cern.ch/cms/PRS/hi/index.html
5. CASTOR <http://cmsdoc.cern.ch/castor/>
6. TOTEM <http://totem.web.cern.ch/Totem/>

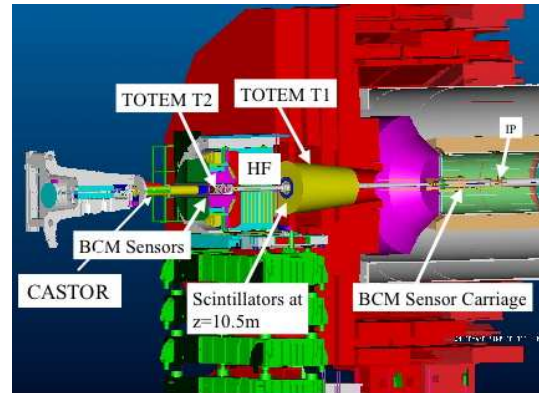


Figure 5. The forward detectors in CMS. The interaction point, IP, is at the right, followed by the Beam Condition Monitors, BCM, and the T1 and T2 multiplicity detectors. HF, measures the energy of the particles that hit T1 while CASTOR does the same for T2. The ZDC sits 140 m downstream.